
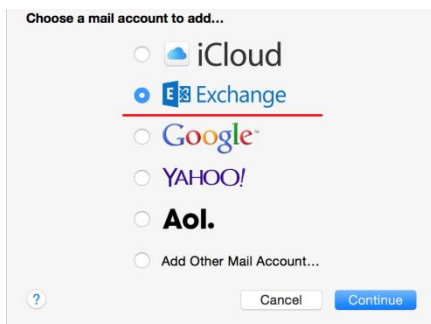


Setting up UNIS email in OSX

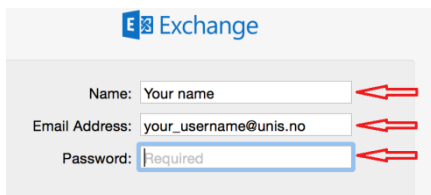
Follow these few simple steps to setup your email and calendar on your Mac.



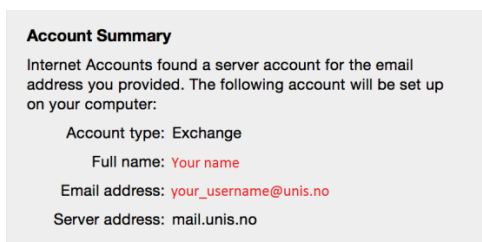
1. Start the OSX mail client.



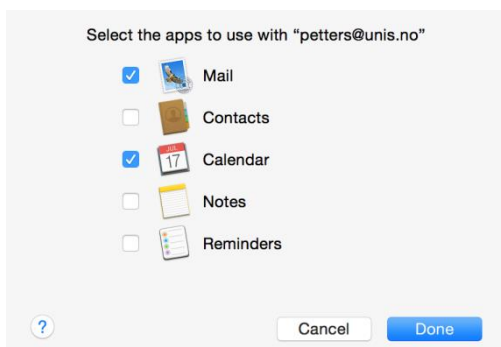
2. Select Exchange



3. Fill in your name, "username"@unis.no & password, then click Continue



4. Check that the summary is correct & click Continue



5. You can also select other applications to import.